



## FINANCIAL TEAR SHEET

### Stock Performance

HSIC (Common)	
Exchange	NASDAQ GS (US Dollar)
Price	\$83.60
Change (%)	▼ 0.93 (1.10%)
Volume	337,374
52 Week Low	\$73.11
Market Cap	\$13,218,160,692
Rolling EPS	3.42
PE Ratio	24.4444
Shares Outstanding	158,111,970
Data as of 10/23/17 12:38 p.m. ET	



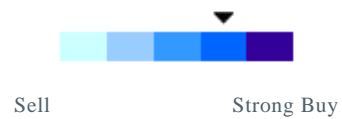
## Recent Headlines & Events

Date	Title	Date	Title
10/23/17	Henry Schein To Webcast Third Quarter 2017 Conference Call On Monday, November 6, 2017 At 10:00 A.M. ET 	11/07/17 3:35 p.m. ET	<b>Credit Suisse 2017 Healthcare Conference</b>
10/19/17	Henry Schein To Showcase Leading Digital Solutions At The American Dental Association Annual Meeting 		

## Analyst Estimates / Ratings

EPS Trend				
		Current	30 Days Ago	90 Days Ago
QTR	Sep 17	0.89	0.89	0.90
QTR	Dec 17	0.99	0.99	0.99
QTR	Mar 18	0.95	0.95	0.96
QTR	Jun 18	0.97	0.97	0.97
FY	Dec 17	3.64	3.64	3.64
FY	Dec 18	4.00	4.01	4.01

Mean Recommendation: **2.2**



## SEC Filings

Filing Date	Form
10/03/17	<a href="#">4</a>
10/03/17	<a href="#">4</a>
09/18/17	<a href="#">8-K</a>
09/07/17	<a href="#">4</a>

Data provided by Nasdaq. Minimum 15 minutes delayed.